

DIMENSIONS™

3-PIECE SYSTEM

CRISP, CLEAN LINES AND A SMOOTH, LINEAR SURFACE TO CREATE STUNNING CONTEMPORARY DESIGNS WITH MAXIMUM EFFICIENCY





DIMENSIONS™

3-PIECE SYSTEM

CRISP, CLEAN LINES AND A SMOOTH, LINEAR SURFACE TO CREATE STUNNING CONTEMPORARY DESIGNS WITH MAXIMUM EFFICIENCY

✔ FEATURES & BENEFITS




- Smooth face with clean, crisp lines
- Maximized pallet layout for jobsite efficiencies
- Reduced cuts, installation time and waste
- Increased options for creative patterns
- Simplified quoting and design of projects
- Uniform dimensions compatible with other Dimensions paver sizes
- Sizing compatible with Origins™ stone-textured paver line

📦 SHAPES & SIZES




DIMENSIONS 6

-  3 x 6 x 2 $\frac{3}{8}$ "
-  6 x 6 x 2 $\frac{3}{8}$ "
-  6 x 9 x 2 $\frac{3}{8}$ "


DIMENSIONS 12

-  6 x 12 x 2 $\frac{3}{8}$ "
-  12 x 12 x 2 $\frac{3}{8}$ "
-  12 x 18 x 2 $\frac{3}{8}$ "


DIMENSIONS 18

-  9 x 18 x 2 $\frac{3}{8}$ "
-  18 x 18 x 2 $\frac{3}{8}$ "
-  18 x 27 x 2 $\frac{3}{8}$ "

💧 AVAILABLE COLORS




AMBER BEIGE (Dimensions 12 and 18 only)




ASPEN




RIO



SCANDINA GRAY



TOSCANA



VICTORIAN